

**SPECIAL EFFECTS DESK PANEL PA8/510****General**

This panel forms part of a studio production-control desk<sup>1</sup>. In addition to providing special effects facilities the panel is used also to control the group mixers. The inputs to and outputs from the panel are d.c.

The panel controls:

the video signals passing through the group mixers<sup>1</sup>

the wipe patterns of a split-screen unit<sup>2,3</sup>

the output of a colour caption synthesiser<sup>4</sup>

a negative-picture amplifier<sup>5</sup>

a ripple unit<sup>6</sup>

The circuit diagram of the PA8/510 is shown in Figs. 1 and 2; group-mixer controls are shown in Fig. 1 and all other controls in Fig. 2. In some (earlier) installations the controls mounted on this panel were divided between several panels; e.g. split-screen controls on a PA8/505 panel, group-mixer controls on a PA8/506 panel and colour

caption synthesiser controls on a UN9/543 switch unit.

The split-screen selection buttons on the PA8/510 are magnetically interlocked; on the PA8/505 unit the interlock is mechanical. The group-mixer controls are the same as those provided on the PA8/506 with the exception of the *Censor* button which is no longer required.

**References to Typical Associated Equipment**

1. Studio Video Mixing Equipment EP5/502.
2. Split-screen Unit PA18/507.
3. Keying Waveform Generator PA1/512.
4. Colour Caption Synthesiser EP1/506.
5. Negative Picture Amplifier (Not yet installed and information not available, Jan. 68).
6. Ripple Special Effects Unit (Not yet installed and information not available, Jan. 68).

TES 1/68

See pages 2 and 3 for Figs. 1 and 2

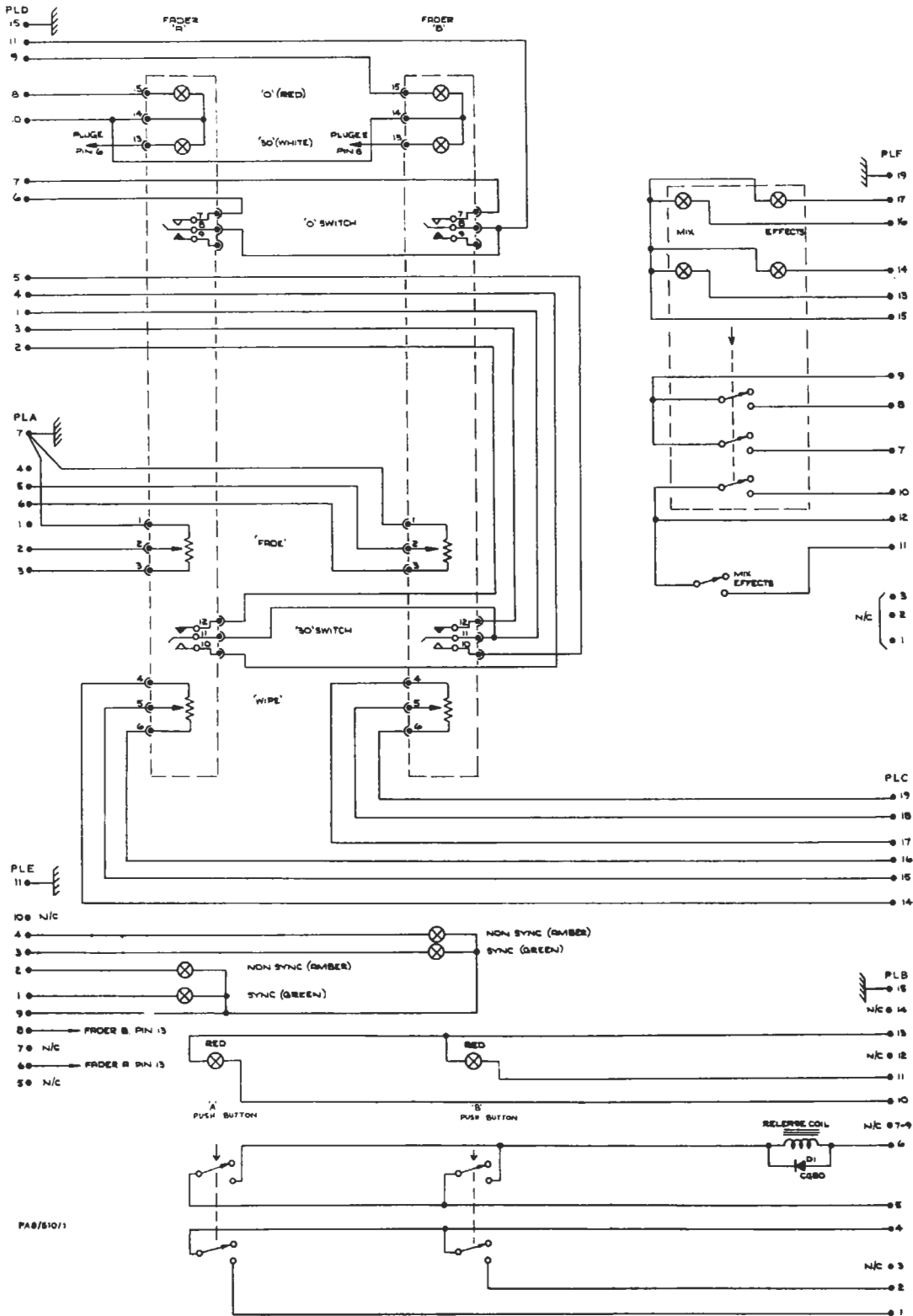
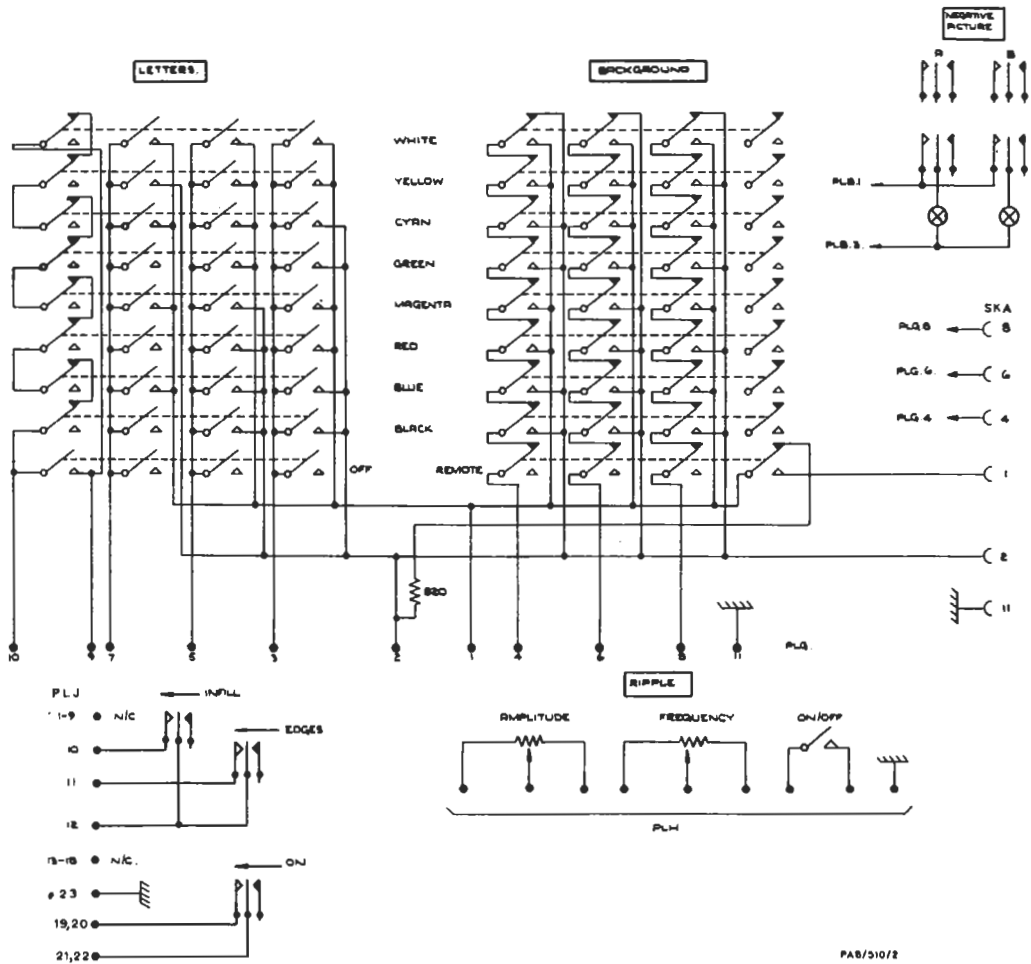
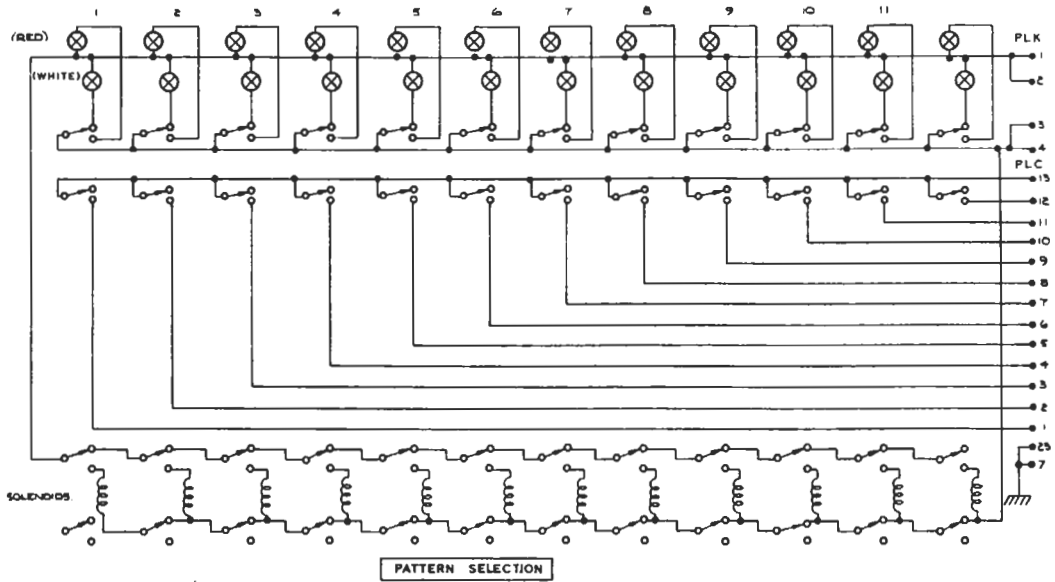


Fig. 1 Circuit of the PA8/510: Sheet 1



PA8/510/2

Fig. 2 Circuit of the PA8/510: Sheet 2