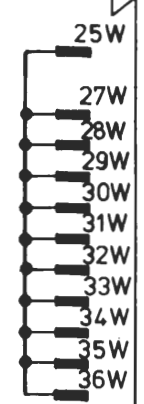
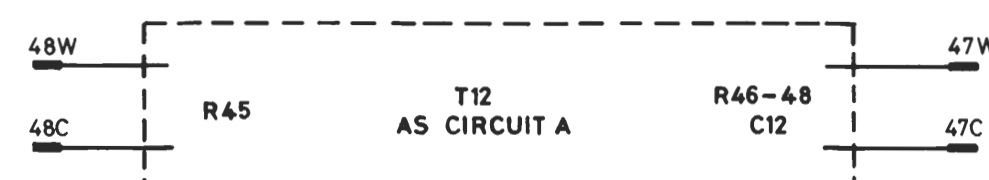
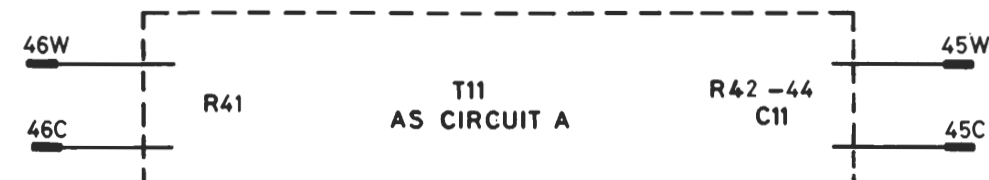
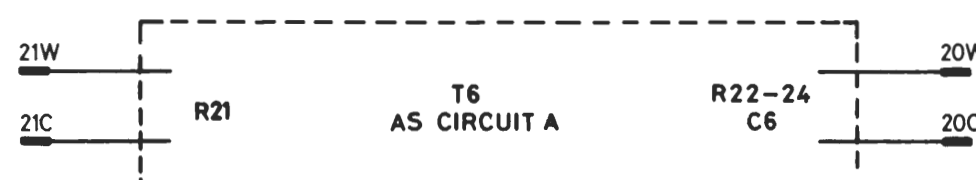
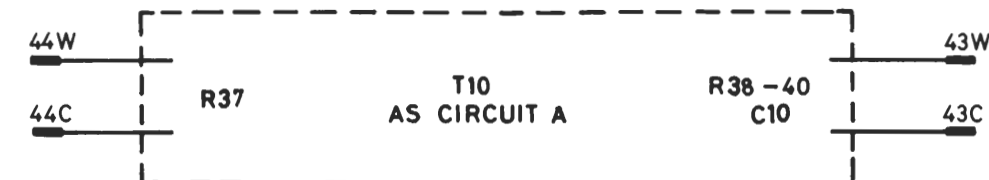
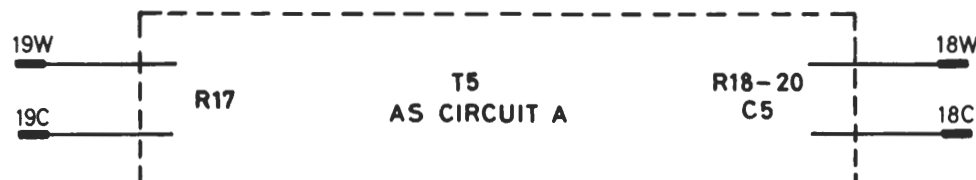
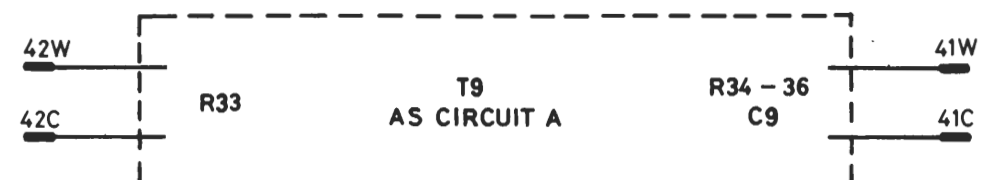
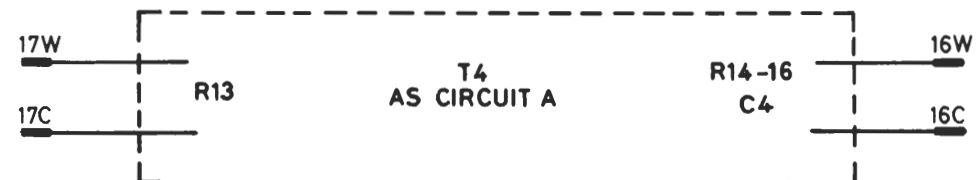
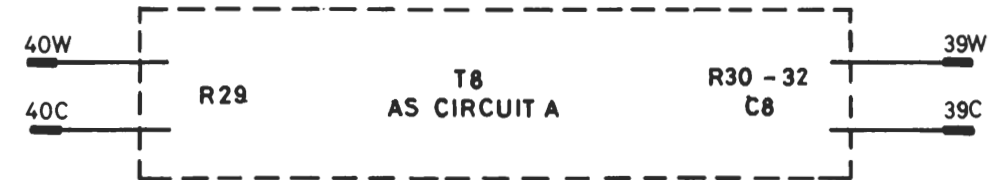
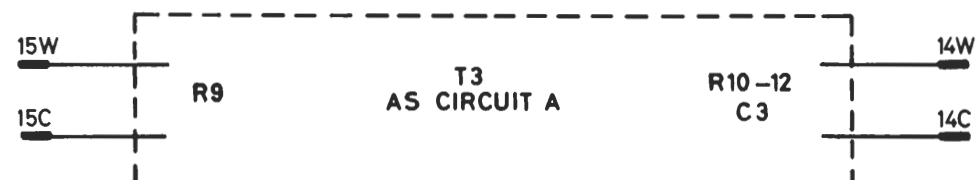
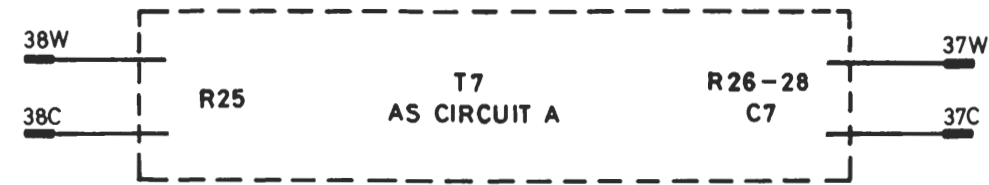
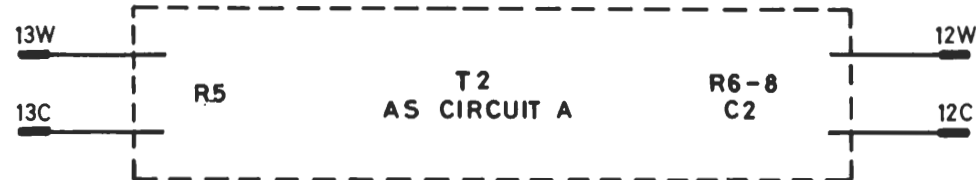
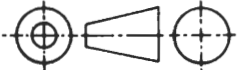


NOTE: C1-C12 & R 4,8,12,16, 20, 24, 28,32,36, 40, 44, 48. ARE FITTED ONLY IF REQUIRED. COMPONENT VALUES DEPENDANT ON APPLICATION.



SCALE:-

THIRD ANGLE PROJECTION



ORIGINAL FRAME SIZE
400mm x 574mm

CHANGE	1	2
NO.	2	3
DATE	4.80.	8.1.5

BBC

This drawing/specification is the property of the British Broadcasting Corporation and may not be reproduced or disclosed to a third party in any form without the written permission of the Corporation.

DS/AZ/1

OUTPUT TRANSFORMER MOUNTING P.C.B

-CIRCUIT DIAGRAM - UN 11 / 14 -

All dimensions in millimetres unless otherwise stated.
Normal tolerances
no decimal place = ± 1 mm unless
one decimal place = ± 0.3 mm otherwise
two decimal places = ± 0.1 mm stated

DRN.	C & G	S.C.P.D
TCD.		
CKD.		
APPD.	C.L.I.	

SP 26113.3.1A2